

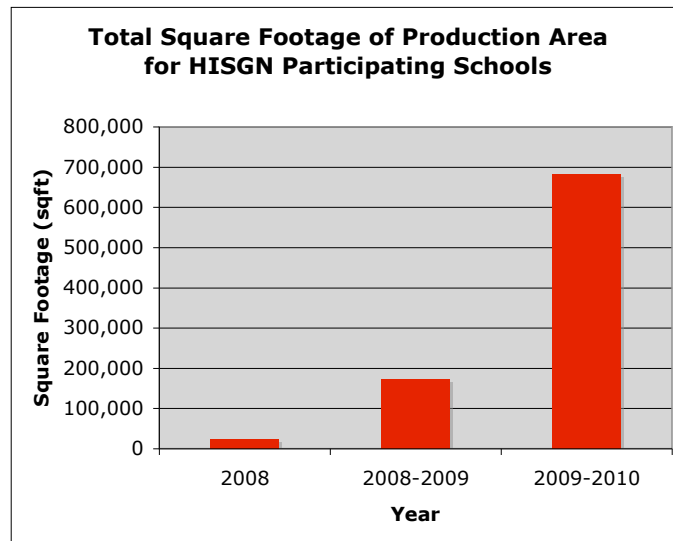
## Hawai'i Island School Garden Network Production Report: January 2008 to May 2010

**Year 1:** January -May 2008 (6 out of 18 gardens reporting)

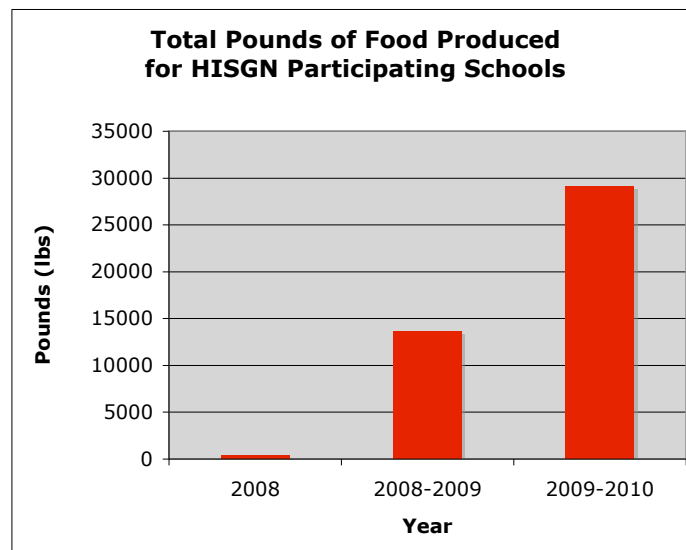
**Year 2:** August 2008 - May 2009 (15 out of 30 gardens reporting)

**Year 3:** August 2009 - May 2010 (38 out of 56 gardens reporting)

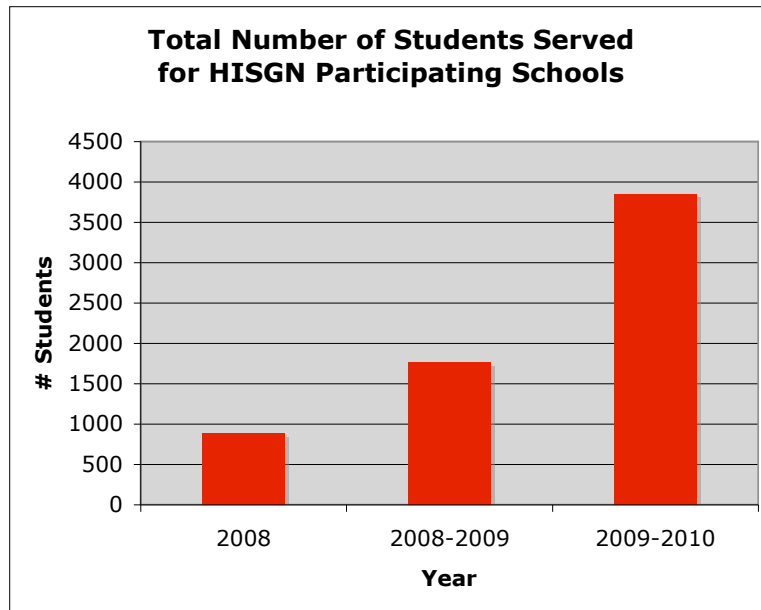
**I. Square footage has increased by 656,794 square feet or 15.1 acres; 2644% increase**



**II. Production has increased 28,720 pounds or 14.4 tons; 6326% increase.**



**III. Number of students involved in garden activities/instruction has increased from 883 to 3850, an increase of 336%.**



**We asked all reporting programs how food produced was used and received a wide variety of answers including:**

- Eaten by students
- Taken home to families
- Used for school events
- Sold at Student Farmer's Markets
- Sold to teachers
- Donated to the Food Basket
- Used for fundraisers
- Used on class trips
- Grew and sold plants